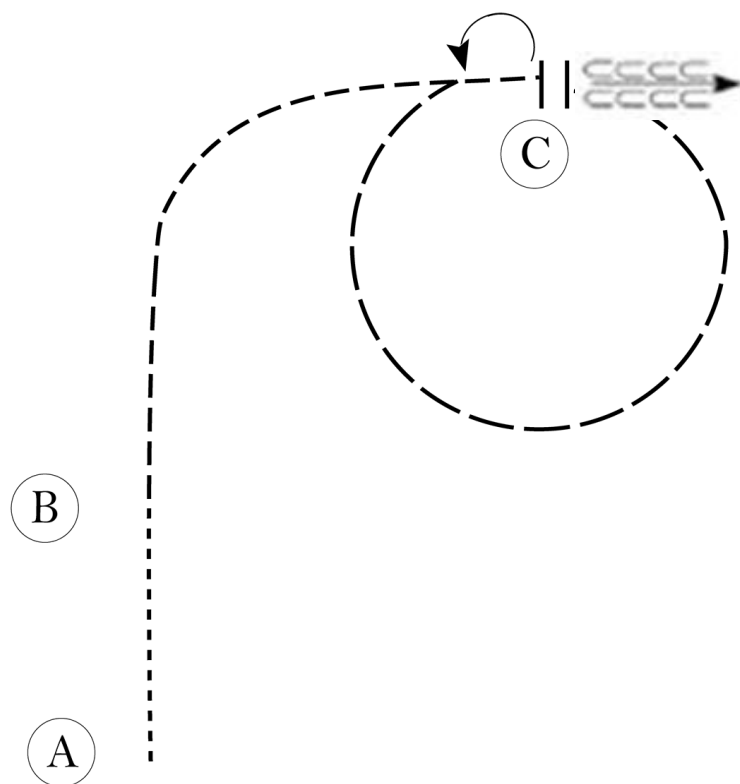


ISHSA Spring Double Point Show

APHA Western Horsemanship (10 & Under and Amateur W/T)

Show Date: 04-07-2019



Be ready at A.

1. Walk to B.
2. Jog from B to C.
3. Stop at C and turn 180 degrees to the left.
4. Perform an extended jog circle to the left.
5. Stop at C. And back one horse length

Follow the instructions of your ring steward.

| | |
|--------------|-----------|
| Walk | ----- |
| Jog | - - - - - |
| Extended Jog | - - - - - |
| Lope | _____ |
| Leg Yield | |
| Lead Change | /// |
| Back | ←←←←← |
| Marker | ⓑ |
| Sidepass | ←-----→ |

[WH/WT-34]

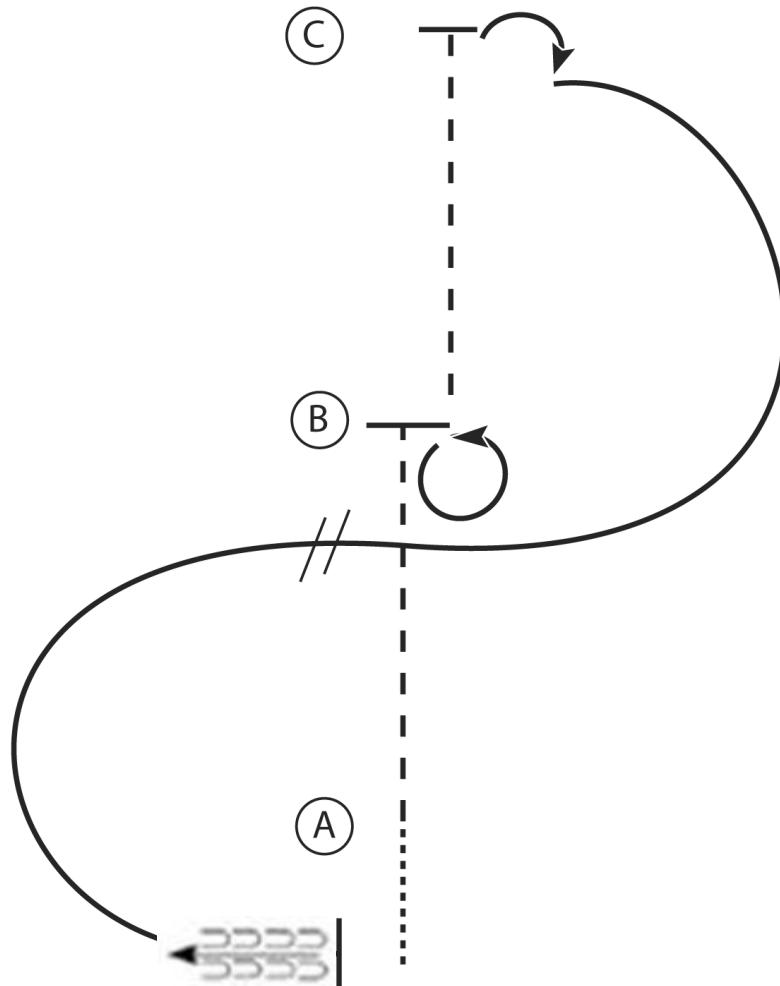
Pattern Provided by:

The Judges

ISHSA Spring Double Point Show

APHA Western Horsemanship (18 & Under and Amateur)

Show Date: 04-07-2019



1. Walk to A
2. Jog A to B
3. Stop at B and perform a 360 degree turn to the left
4. Jog B to C
5. Stop at C and perform a 90 degree turn to the right
6. Lope a half circle to B on the right lead
7. At B perform a lead change and lope a half circle to A on the left lead
8. Stop at A

And back one horse length

| | |
|--------------|-----------|
| Walk | |
| Jog | ----- |
| Extended Jog | - - - - - |
| Lope | ————— |
| Leg Yield | |
| Lead Change | |
| Back | |
| Marker | (B) |
| Sidepass | |

Pattern Provided by:

The Judges

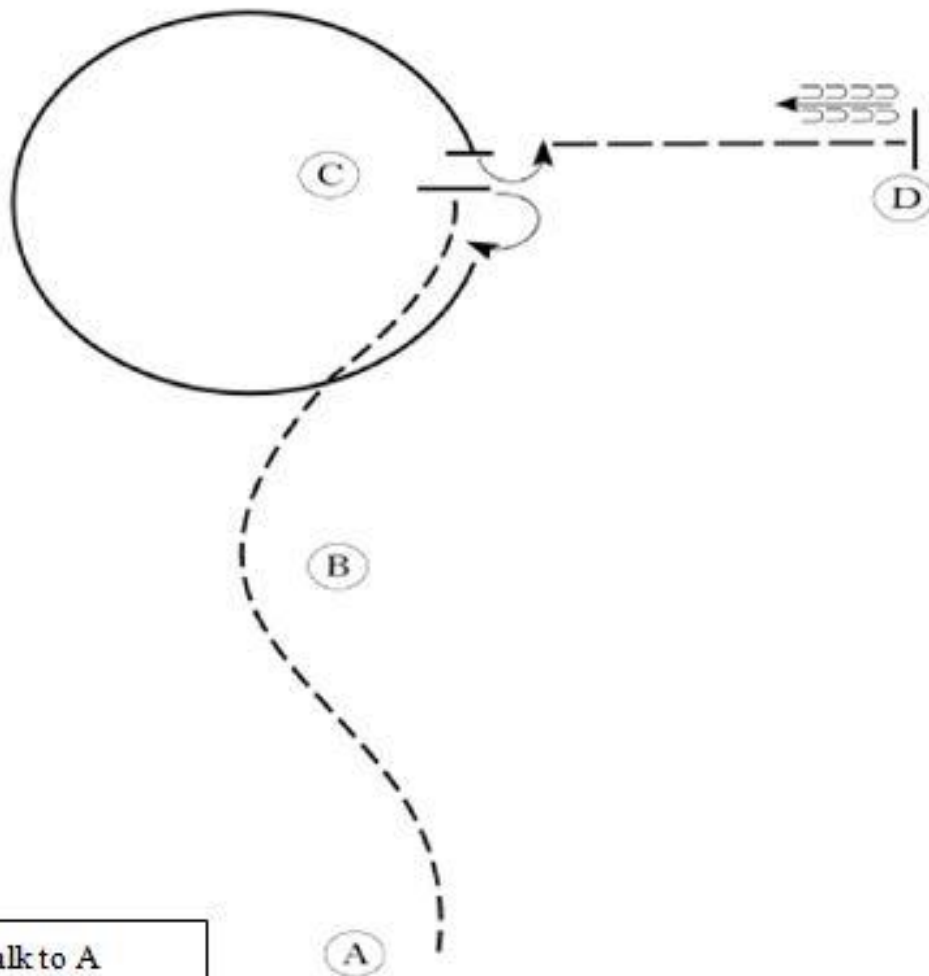
ISHSA Spring Double Point Show

APHA Western Horsemanship (Nov. Am, Nov Yth, & 13 Under)

Show Date: 04-07-2019

www.HorseShowPatterns.com

www.HorseShowPatterns.com



Walk to A

1. Jog A to C.
2. Stop at C and perform a 180 degree turn to the right
3. Lope a circle around C on the right lead.
4. Stop at C and perform a 90 degree turn to the left.
5. Extended jog to D.
6. Stop at D and back approximately one horse length.

Follow the instructions of your ring steward.

| | |
|--------------|-------|
| Walk | |
| Jog | ----- |
| Extended Jog | ----- |
| Lope | ===== |
| Lead Change | ===== |
| Back | ←←←←← |
| Marker | (B) |

Pattern Provided by:

The Judges