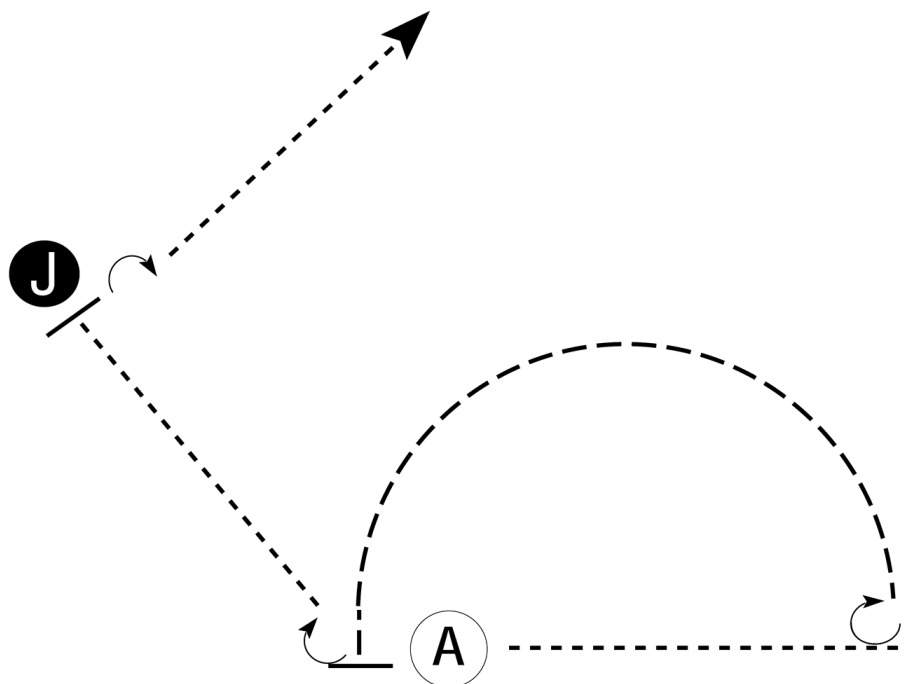


# ISHSA Spring Double Point Show

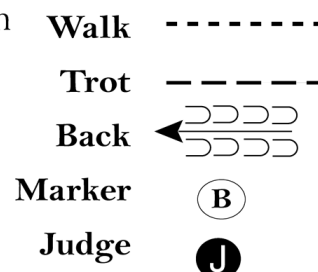
APHA Showmanship (Nov Am. Nov youth, 13 & under)

Show Date: 04-06 & 07, 2019



Be ready with your horse's tail to A.

1. When acknowledged, walk approximately 2 horse lengths.
2. Stop and perform a 270 degree turn.
3. Trot a half circle back to A.
4. Stop and perform a turn until you are straight in line with Judge.
5. Walk to judge. Stop and set up for inspection.
6. When dismissed, perform a 90 degree turn.
7. Walk straight away from judge.



Follow the instructions of your ring steward.

[S/1-67]

Pattern Provided by:

*The Judges*

www.HorseShowPatterns.com

www.HorseShowPatterns.com

www.HorseShowPatterns.com



www.HorseShowPatterns.com

- www.HorseShowPatterns.com

www.HorseShowPatterns.com

www.HorseShowPatterns.com

www.HorseShowPatterns.com

www.HorseShowPatterns.com

www.HorseShowPatterns.com

www.HorseShowPatterns.com

www.HorseShowPatterns.com

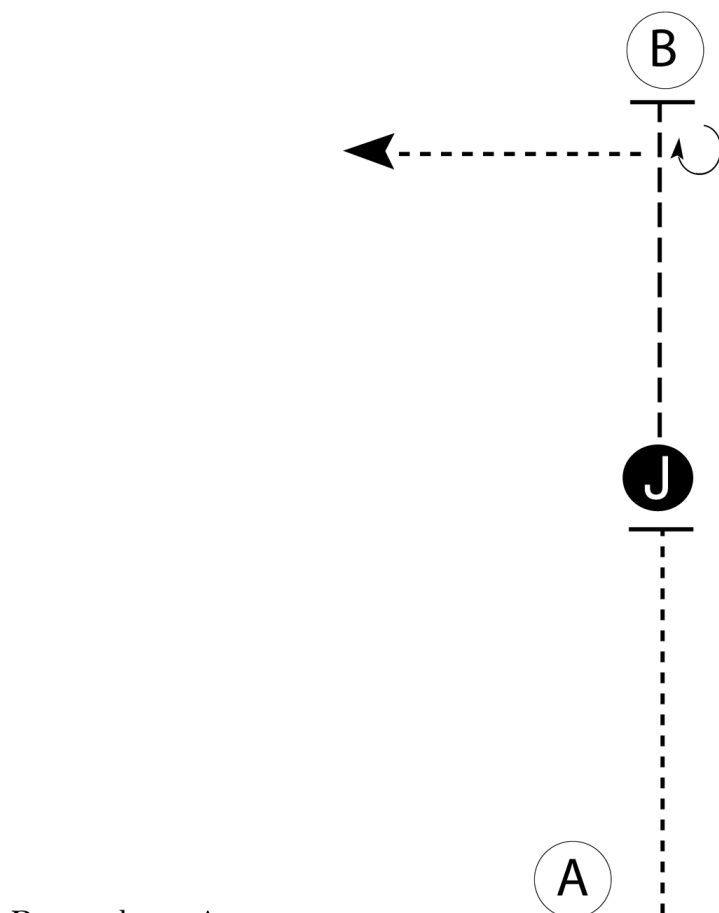
www.HorseShowPatterns.com

www.HorseShowPatterns.com

# ISHSA Spring Double Point Show

## APHA Showmanship (10 & Under W/T)

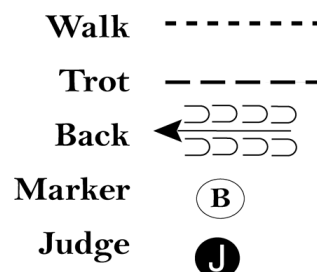
Show Date: 04-06 & 07, 2019



Be ready at A.

1. Walk from A to judge.
2. Stop and set up for inspection.
3. When dismissed, trot to B.
4. Stop at B and perform a 270 degree turn.

Walk straight away and follow the instructions of your ring steward.



[S/WT-60]

Pattern Provided by:

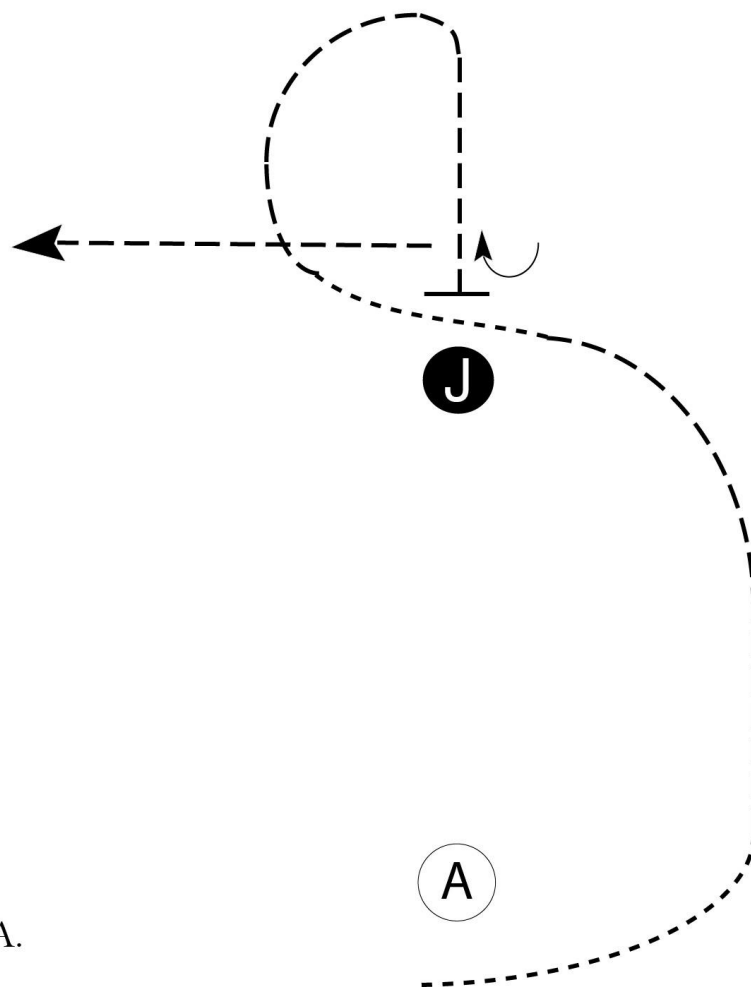
*The Judges*

# ISHSA Spring Double Point Show

WALK ONLY

## APHA Showmanship (Amateur W/T)

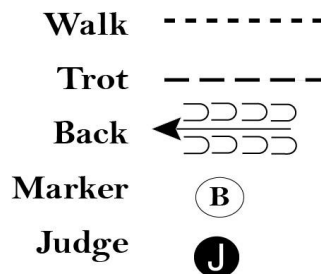
Show Date: 04-06 & 07, 2019



Be ready at A.

1. Walk approximately 2 horse lengths from A.
2. Extended walk in a half circle until just before the judge.
3. Resume the normal walk and walk past Judge.
4. Extended walk in half circle and straight to Judge as shown.
5. Stop and set up for inspection.
6. When dismissed, perform a 1/4 turn.
7. Extended walk to exit.

Follow the instructions of your ring steward.



[S/1-43]

Pattern Provided by:

*The Judges*