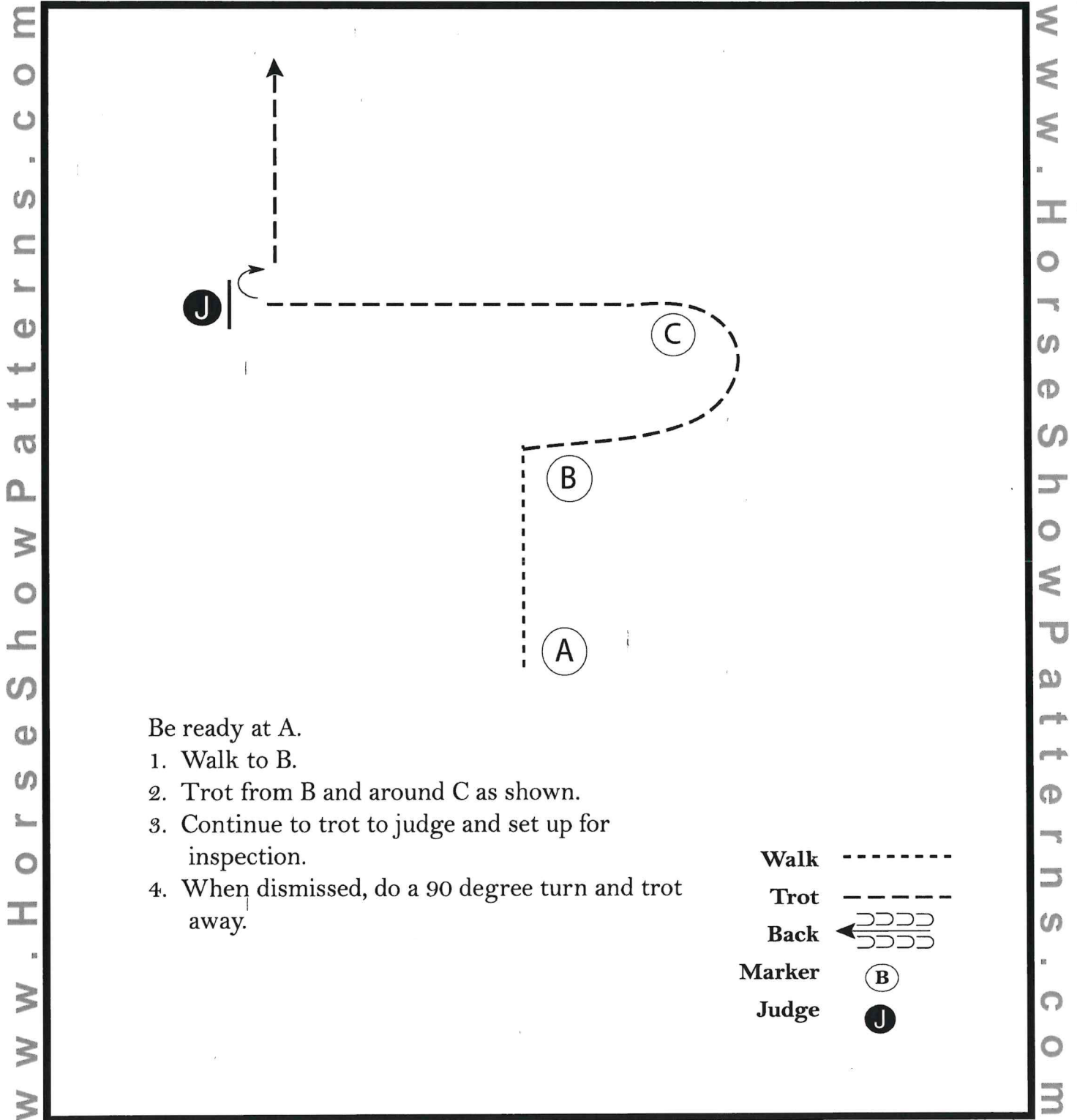


Treasure Valley Paint Horse Club

Showmanship (Mini 40"/less, 11 & under)

Show Date: 09-06-2025



[S/WT-21]

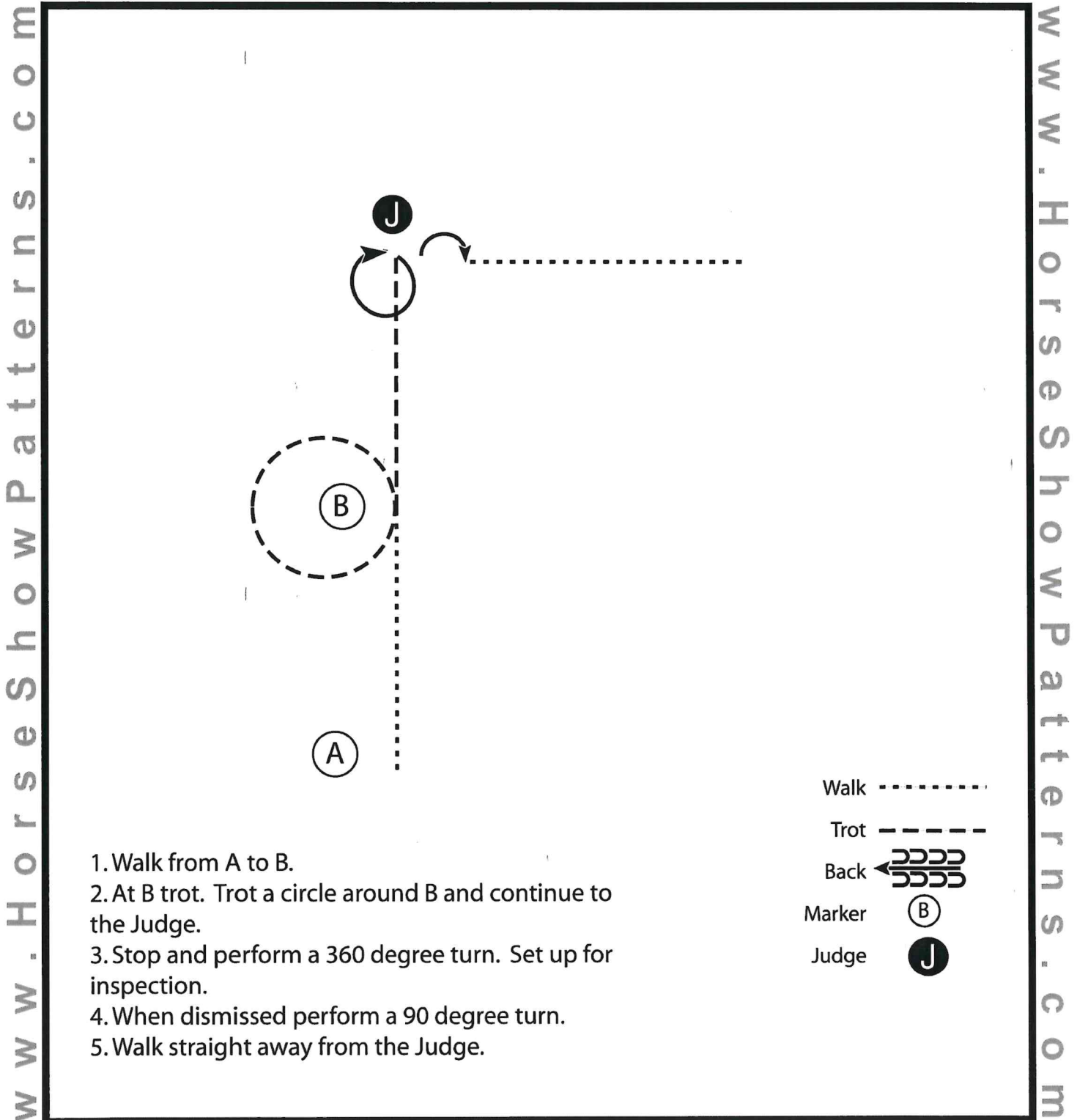
Pattern Provided by:

Angie Turner

Treasure Valley Paint Horse Club

Showmanship (13 & U, 14-18, 19-49, 50 & O)

Show Date: 09-06-2025



[S/2-8]

Pattern Provided by:

Angie Turner

www.HorseShowPatterns.com


Showmanship (Limited W/T Walk Only)

Show Date: 09-06-2025



Be ready at A.

1. Walk from A to B.
2. Stop at B and perform a 90 degree turn.
3. Trot to the judge.
4. ~~Set~~ ^{WALK} and set up for inspection.
5. When dismissed, perform a 90 degree turn.
6. ~~WALK~~ away from judge.
7. Follow the instructions of your ring steward.

Walk -----
Trot -----
Back ← 
Marker (B)
Judge (J)

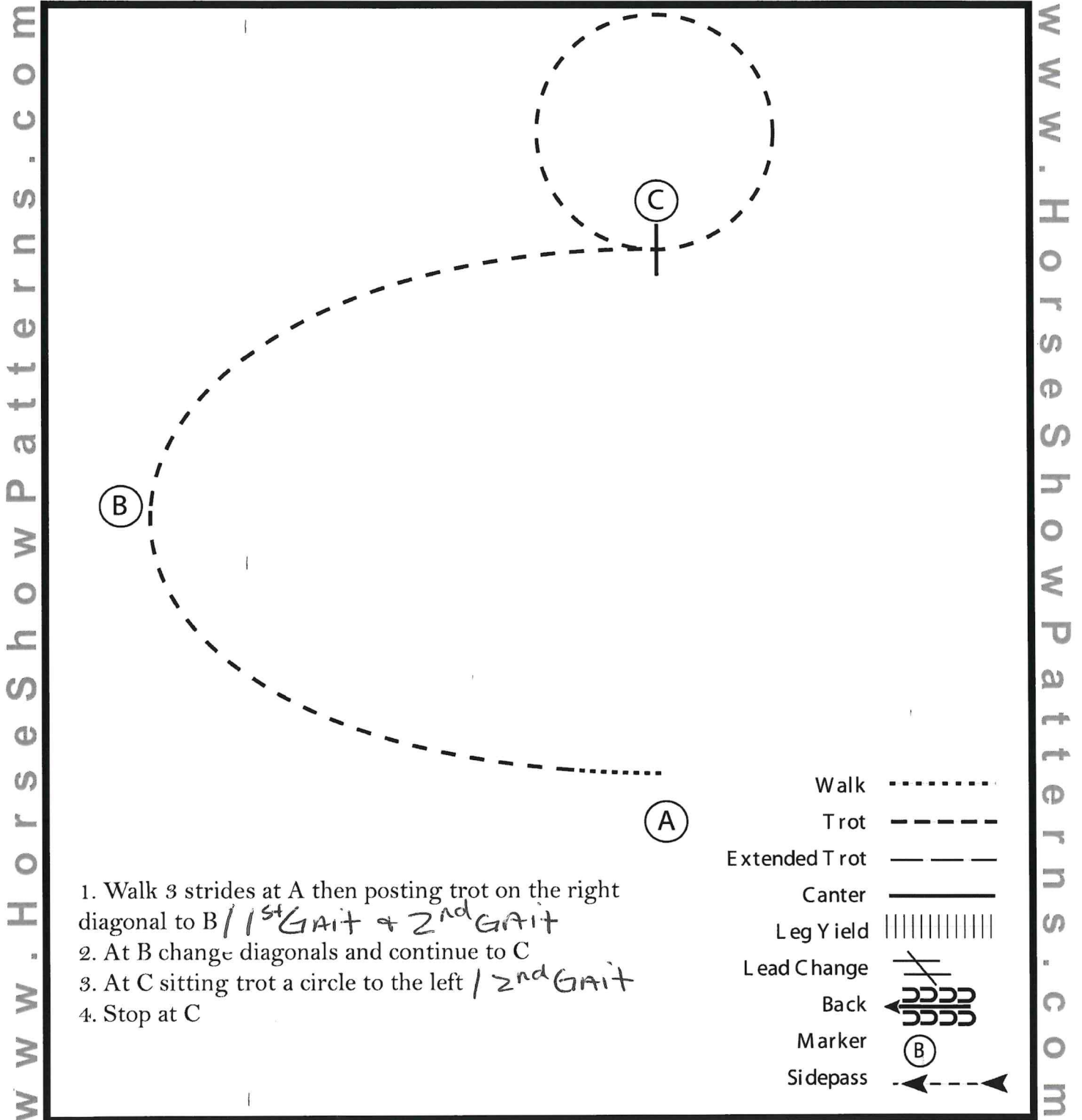
[S/WT-16]

Pattern Provided by:
Angie Turner

Treasure Valley Paint Horse Club

English Equitation (11 & U W/T, Limited Rider W/T, Gaited Horse 2 Gait)

Show Date: 09-06-2025



[HSE/WT-10]

Pattern Provided by:

Angie Turner

Treasure Valley Paint Horse Club

English Equitation (14-18, 19-49, 50 & O, 13 & U)

Show Date: 09-06-2025

www.HorseShowPatterns.com
www.HorseShowPatterns.com

Be ready before A.

1. Walk to A.
2. Sitting trot from A to B.
3. Right lead canter at B. Circle to the right and continue to canter to C.
4. Stop at C and back one horse length.
5. Posting trot on the right diagonal to D.
6. Stop at D.

When dismissed, follow the instructions of your ring steward.

Walk	-----
Trot	- - - - -
Extended Trot	=====
Canter	=====
Leg Yield	
Lead Change	↗ ↘
Back	←←←←←
Marker	(B)
Sidepass	←-----→
Hand Gallop	=====

[HSE/2-35]

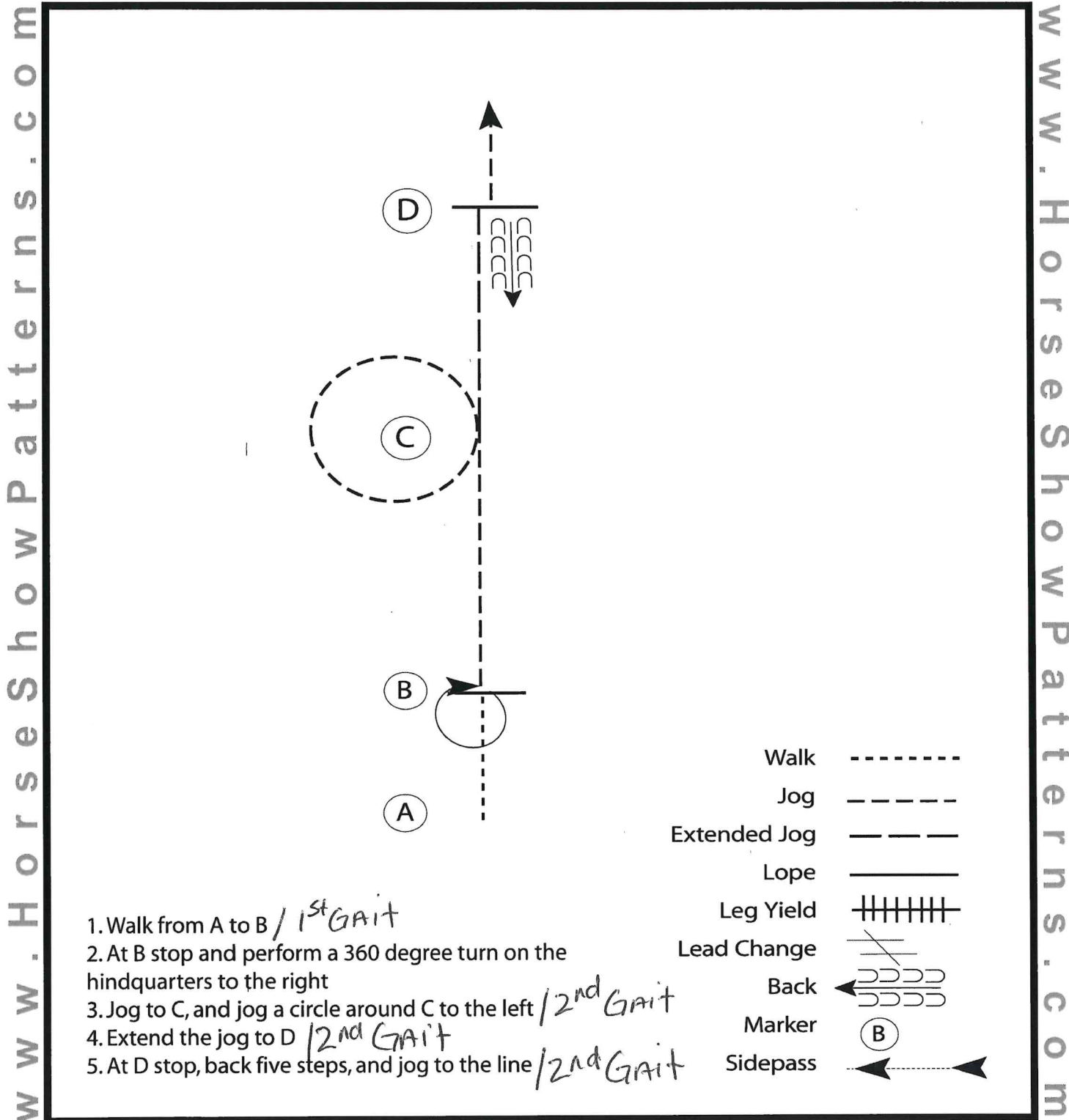
Pattern Provided by:

Angie Turner

Treasure Valley Paint Horse Club

stern Horsemanship (11 & U W/T, Limited Rider W/T, Gaited Horse 2 G

Show Date: 09-06-2025



[WH/WT-15]

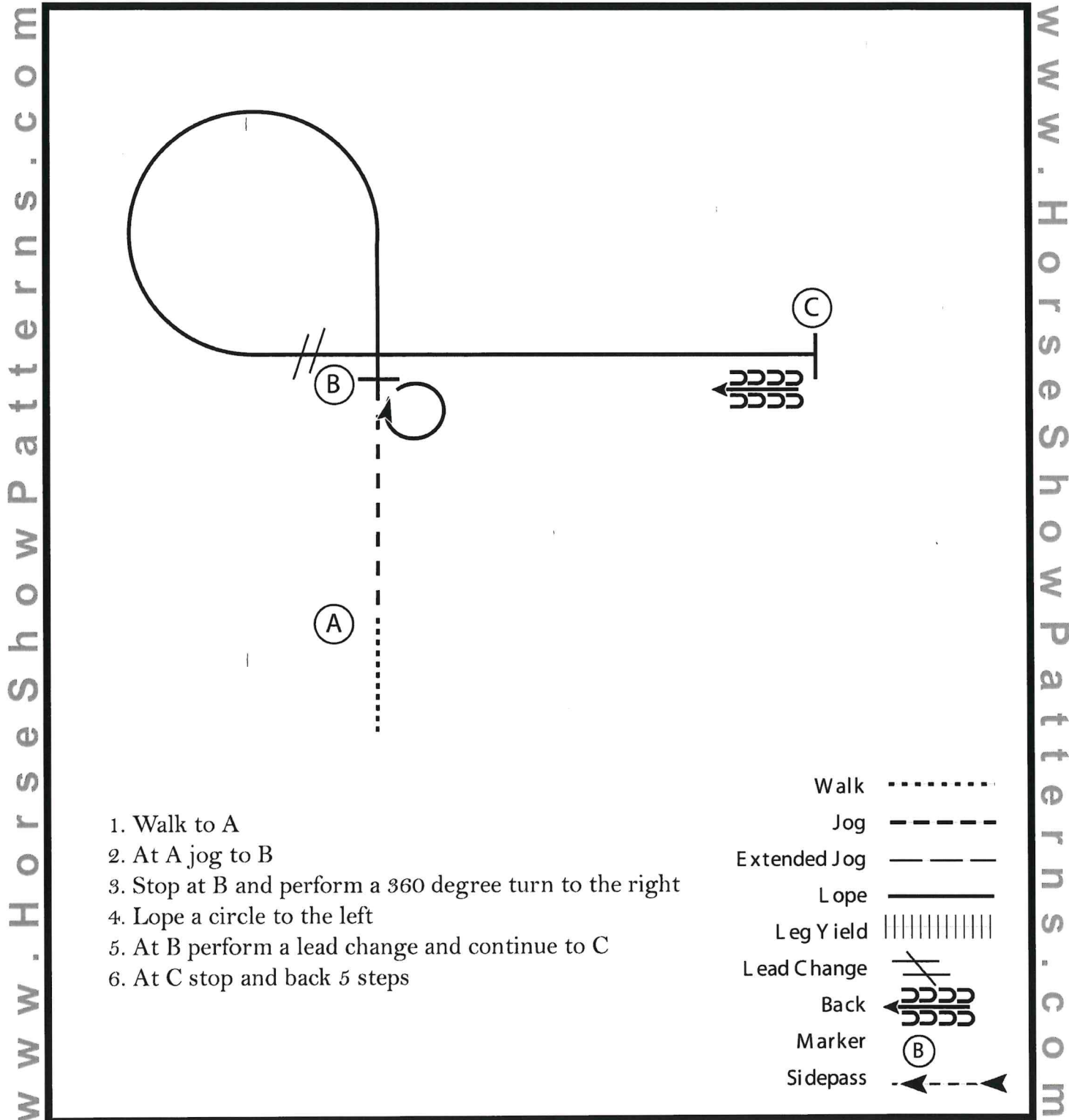
Pattern Provided by:

Angie Turner

Treasure Valley Paint Horse Club

Western Horsemanship (14-18, 19-49, 50 & O, 13 & U)

Show Date: 09-06-2025



[WH/2-10]

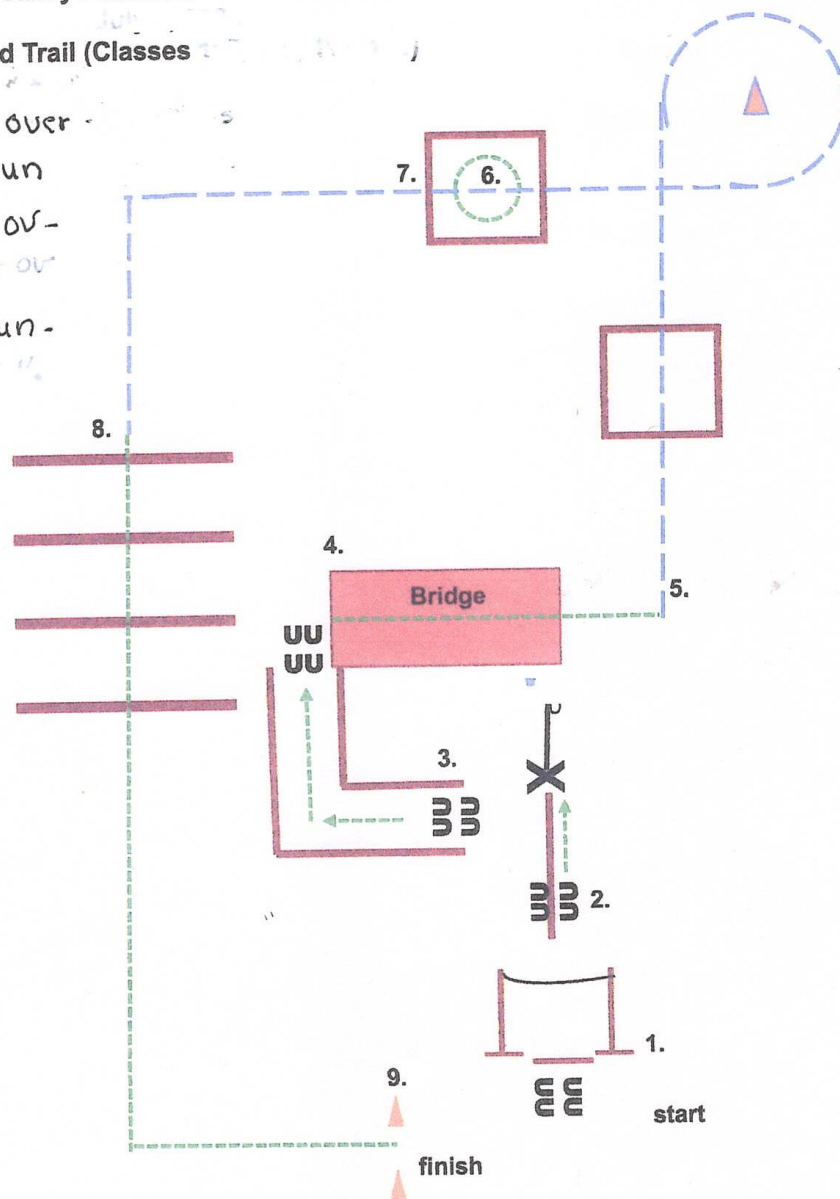
Pattern Provided by:

Angie Turner

Treasure Valley Paint Horse Club Horse Show

In-Hand Trail (Classes)

- 4 yrs - over
- 3 yrs - un
- 4 yr - ov -
- 3 yrs - un -

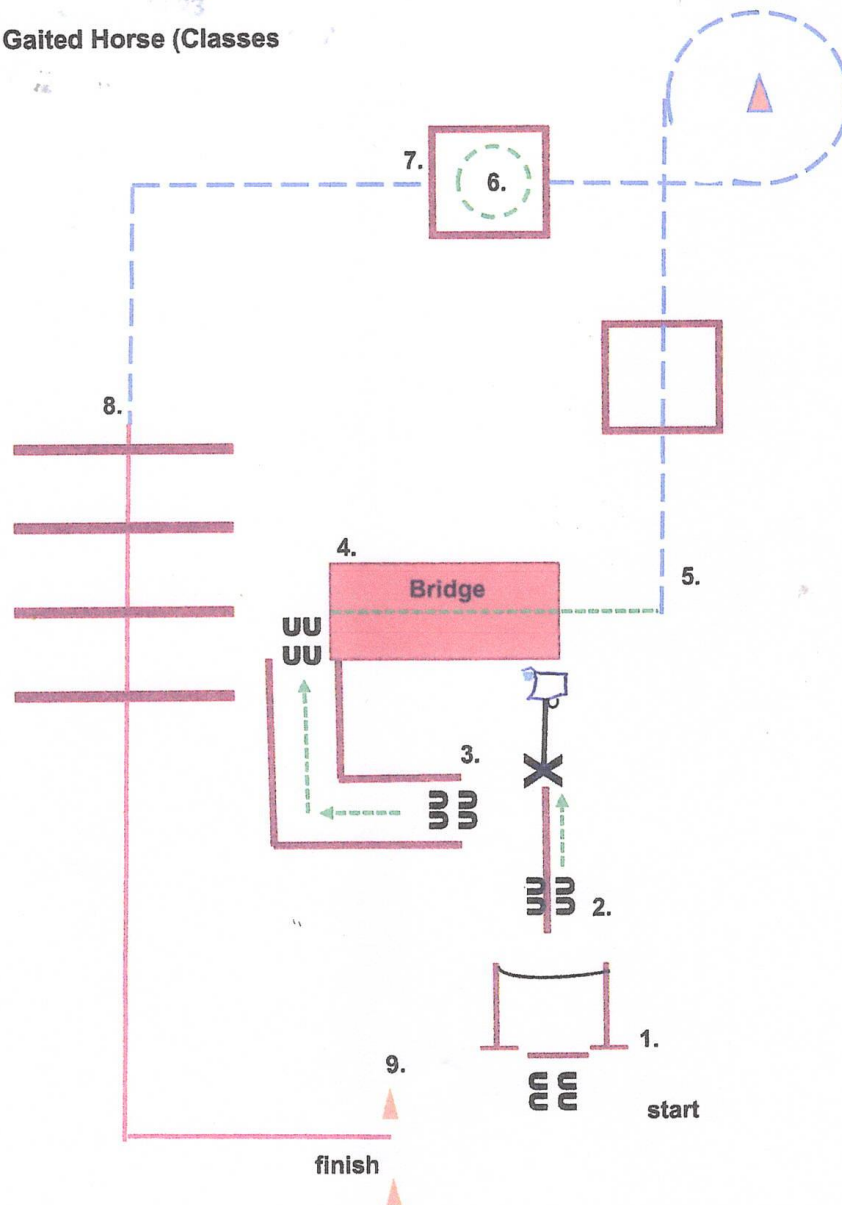


1. Right hand push gate
2. Side pass to mail box, remove mail, return mail to box
3. Back the L
4. Turn and walk over bridge
5. Jog through first box, around the marker and into second box
6. Halt, do a 360 degree turn ~~left~~ in the second box *Right*
7. Jog out of box
8. Walk over logs
9. Stop between markers

Walk	---
Jog	---
Lope	---

Treasure Valley Paint Horse Club Horse Show

Trail - Gaited Horse (Classes



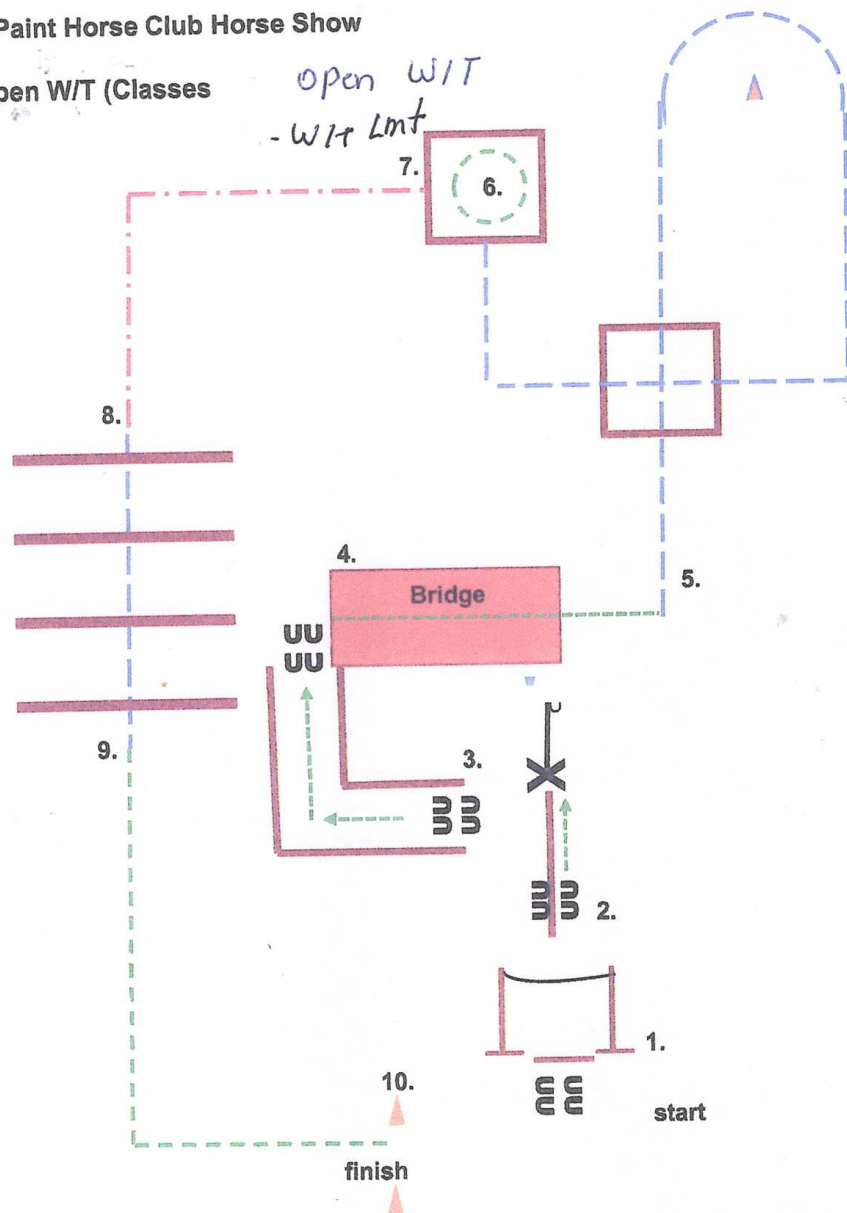
1. Right hand push gate
2. Side pass to mail box, remove mail, return mail to box
3. Back the L
4. Turn and walk over bridge
5. First gait through first box, around the marker to second box
6. Walk into box, do 360 degree turn *either way*
7. Outside box, pick up first gait
8. Second gait over logs to finish
9. Stop between markers

Walk	---
First Gait	---
Second Gait	---

Treasure Valley Paint Horse Club Horse Show

Trail – Open W/T (Classes

open W/T
- W/T Lmt

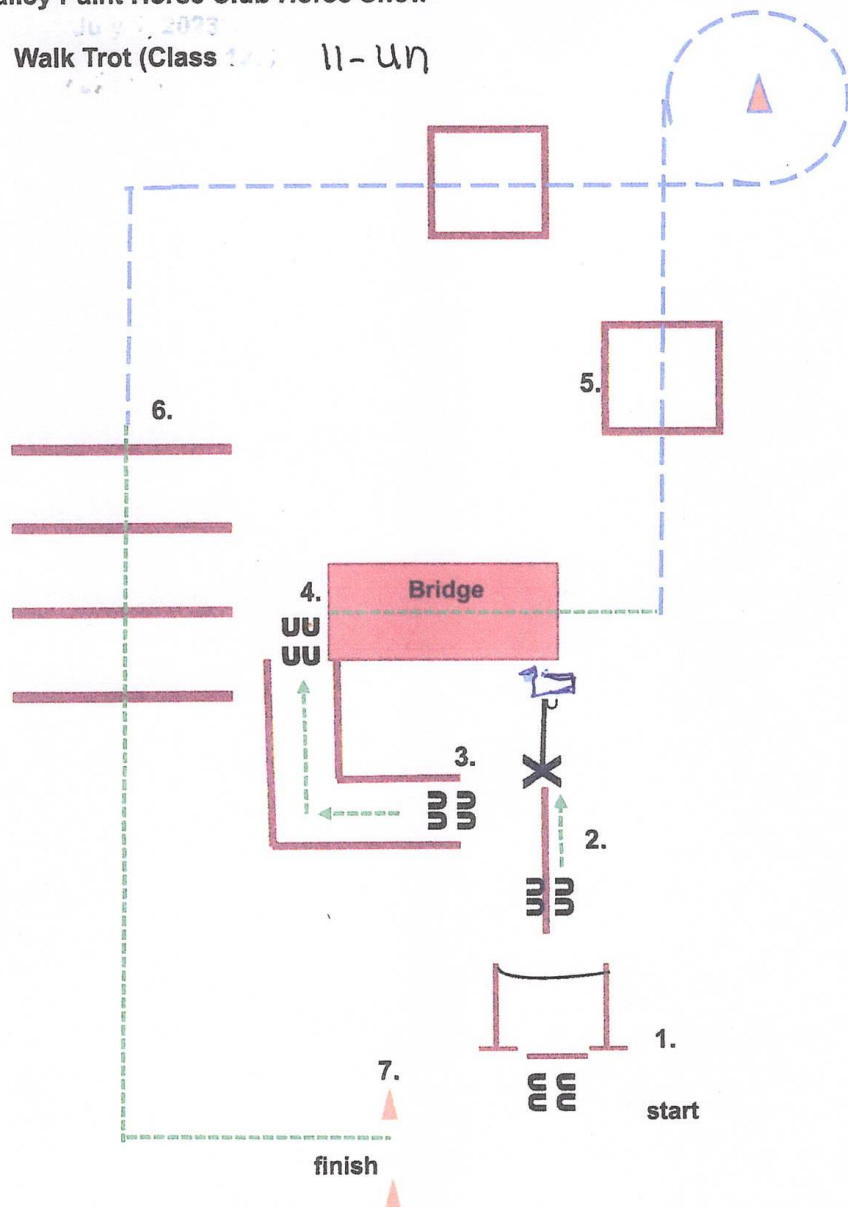


1. Right hand push gate
2. Side pass to mail box, remove mail, return mail to box
3. Back the L
4. Turn and walk over bridge
5. Jog through first box, around the marker back thru first box and into second box
6. ~~Halt, do 450 degree turn to right~~ *Do a 450° turn left*
7. Outside box, pick up extended trot
8. Jog over logs to finish
9. Pick up walk, walk to finish
10. Halt between markers

Walk	-----
Jog	-----
Extended Trot	-----

Treasure Valley Paint Horse Club Horse Show

July 2, 2023
Walk Trot (Class 11-47)



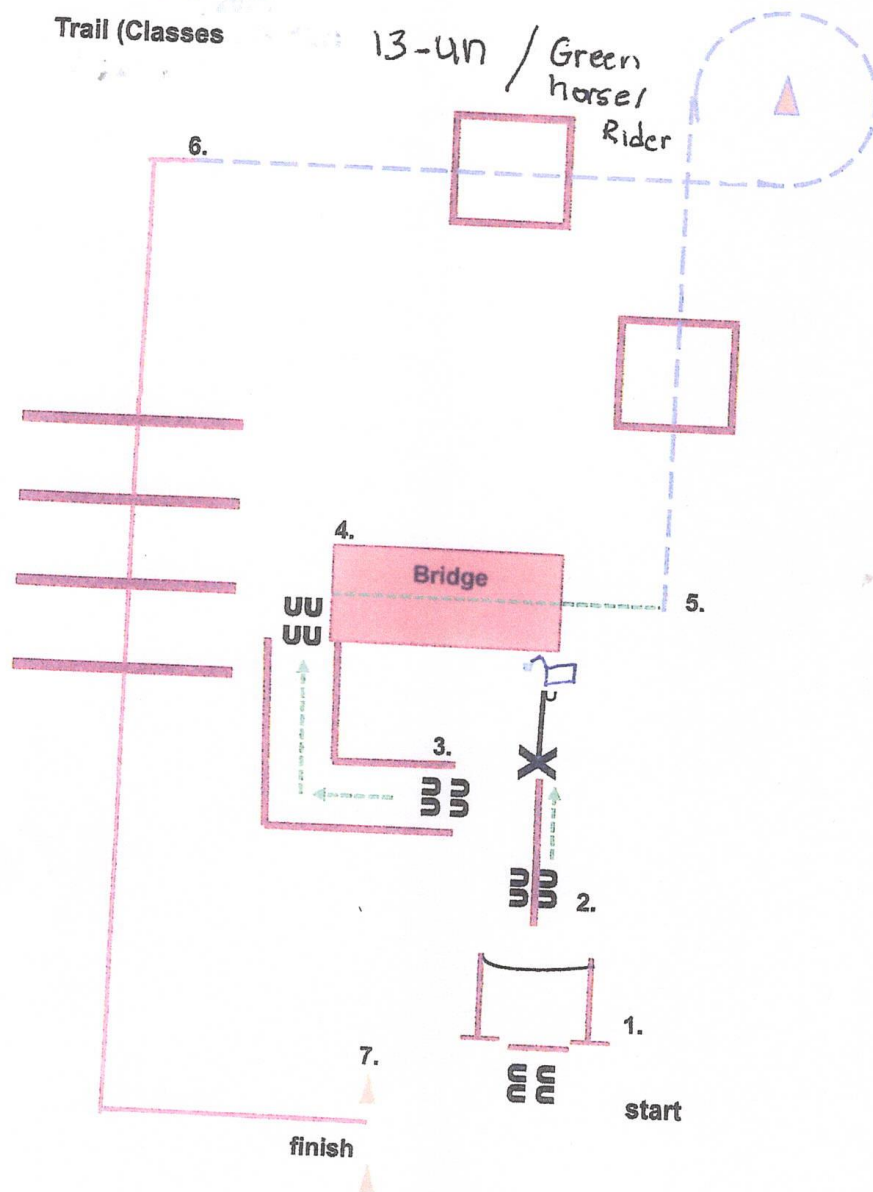
1. Walk thru open gate
2. Side pass to mail box, remove mail, return mail to box
3. Back the L
4. Turn and walk over bridge
5. Jog through first box, around the marker thru second box
6. Walk over logs to finish
7. Stop between markers

Treasure Valley Paint Horse Club Horse Show

Trail (Classes

13-4n

Green
horse/
Rider



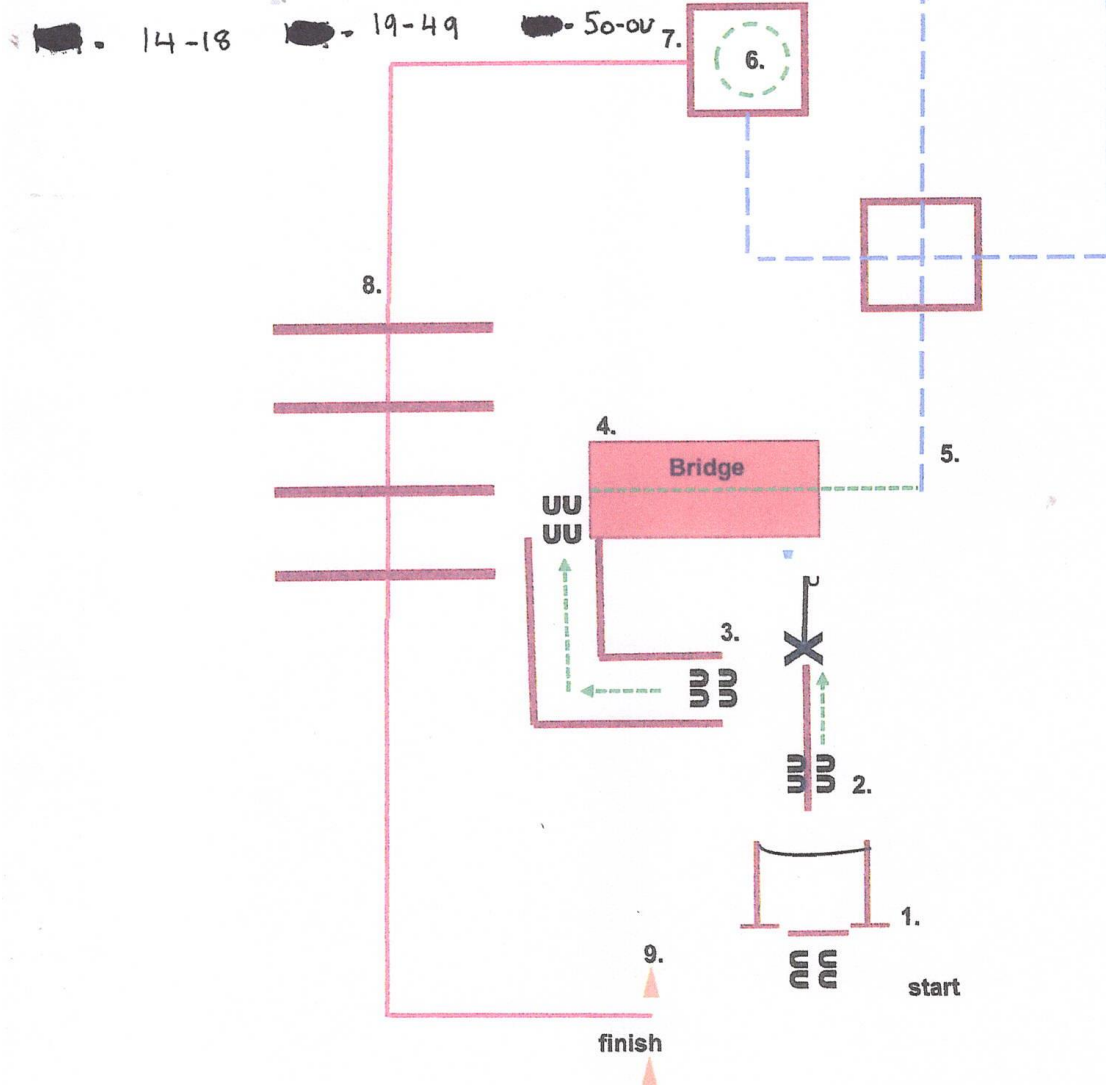
- Right hand push gate (if under 11, the gate will be open)
- Side pass to mail box, remove mail, return mail to box
- Back the L
- Turn and walk over bridge
- Jog through first box, around the marker and thru second box
- Pick up left lead, lope over logs to finish
- Halt between markers

Walk
Jog
Lope

Treasure Valley Paint Horse Club Horse Show

July 4, 2020

Trail - (Classes 14-18, 19-49, 50-ov)



1. Right hand push gate
2. Side pass to mail box, remove mail, return mail to box
3. Back the L
4. Turn and walk over bridge
5. Jog through first box, around the marker back thru first box and into second box
6. Halt, do 450 degree turn to ~~right~~ left
7. Outside box, pick up left lead
8. Lope over logs to finish
9. Halt between markers

Walk	---
Jog	---
Lope	---